

Anti-B3GALNT2 antibody

Cat. No.	ml224216
Package	25 µl/100 µl/200 µl
Storage	-20°C, pH7.4 PBS, 0.05% NaN ₃ , 40% Glycerol

Product overview

Description	Anti-B3GALNT2 rabbit polyclonal antibody
Applications	ELISA, IHC
Immunogen	Fusion protein of human B3GALNT2
Reactivity	Human, Mouse
Content	0.3 mg/ml
Host species	Rabbit
Ig class	Immunogen-specific rabbit IgG
Purification	Antigen affinity purification

Target information

Symbol	B3GALNT2
Full name	beta-1,3-N-acetylgalactosaminyltransferase 2
Synonyms	MDDGA11; B3GalNAc-T2
Swissprot	Q8NCR0

Target Background

This gene encodes a member of the glycosyltransferase 31 family. The encoded protein synthesizes GalNAc:beta-1,3GlcNAc, a novel carbohydrate structure, on N- and O-glycans. Alternatively spliced transcript variants that encode different isoforms have been described.

订购热线: 4008-898-798

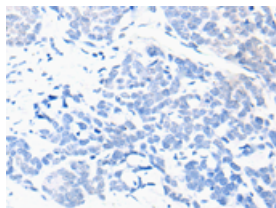
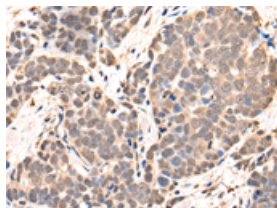
Applications

Immunohistochemistry

Predicted cell location: Cytoplasm and Nucleus

Positive control: Human thyroid cancer

Recommended dilution: 25-100

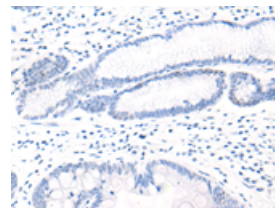
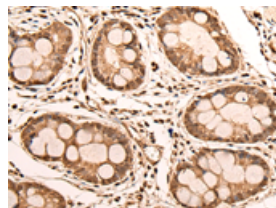


The image on the left is immunohistochemistry of paraffin-embedded Human thyroid cancer tissue using ml224216(B3GALNT2 Antibody) at dilution 1/35, on the right is treated with fusion protein. (Original magnification: $\times 200$)

Predicted cell location: Cytoplasm and Nucleus

Positive control: Human gastric cancer

Recommended dilution: 25-100



The image on the left is immunohistochemistry of paraffin-embedded Human gastric cancer tissue using ml224216(B3GALNT2 Antibody) at dilution 1/35, on the right is treated with fusion protein. (Original magnification: $\times 200$)

ELISA

Recommended dilution: 5000-10000

联系电话: 4008-898-798, 021-61725725

联系QQ: 2881505695, 2881505696

邮箱: mlbio_cn@yeah.net

网址: www.mlbio.cn